

Reid Ranch Resort

Guest Booklet



Welcome!

You're in store for the most memorable vacation of your life—an unforgettable western adventure.

This booklet is designed to get you acquainted with the activities, schedules, policies, and safety information at Reid Ranch. This will help with future planning and ensure your western vacation is one to enjoy!

Please note that you will receive a Vacation Guide with more in-depth information 60 days before your stay.

Table of Contents

Welcome to Reid Ranch Resort	3
The Story Behind the ME Brand	3
Telephone Numbers and Website	4
Directions to Reid Ranch Resort	4
Maps	5
Online Forms to Fill Out Before Arrival	6
Check-In	6
Resort Layout	7
Rotation Schedule	7
Home Away from Home	8
Recreational Activities	8
Swingin' ME Dining Hall	10
Safety Tips	11
Smoking/Non-Smoking/Alcohol Policy/Firearms	11
Policies and Guidelines	11
Medical Matters and Emergencies	12
Check-out and Departure	12
Survey Form	12

Welcome to Reid Ranch Resort

Reid Ranch Resort was purchased in 1978 by Mervin and Ethna Reid. They had been looking for a getaway for many years. After being told about the property by a friend, they took a leisurely drive to see the location. Upon arriving, they fell in love with the location, its beauty, and the abundant wildlife. They could immediately visualize Reid Ranch. What they found was a very primitive location, with one small building that was partially built. They decided to remodel the existing building with the help of Mervin's architectural design. In addition, they hoped to use it as a site for seminars for the Exemplary Center for Reading Instruction (ECRI), a program founded by Ethna and Mervin to instruct teachers on how to teach so no student fails to learn.


Before beginning to build, they knew they first had to find culinary water. They had a hard time digging wells and bringing water to the lodges, but it was finally accomplished in 1982 with a 520-foot-deep well and a 25,000-gallon glass-lined steel storage tank, which was brought in at great risk and buried in the mountainside. Building has definitely never been easy at Reid Ranch, but soon the lodge was built after having collapsed in the early stages because of a harsh winter. More roads were also graded, and grass was planted. The ranch was on its way to becoming what it is today.

In 1985, Ethna was able to begin her seminars at the ranch. One gentleman from South Dakota, who was a participant in the seminar, loved the atmosphere of the ranch so much that he wrote, "It is one of the seven wonders of the world."

Because of the enthusiasm of the participants at the ECRI seminars, the Reids opened the ranch to church groups, family reunions, government groups, and company groups. The response has been gratifying. Now the ranch consists of 400 acres with two lodges, a dining hall, bunkhouse, conference and recreation center, horseback riding, a private lake, multiple sporting activity areas, mountain biking, archery, a mini-golf course, a putting green, a batting cage, three swimming pools, and acres of land to hike in the Uinta Mountains. The ranch books groups up to a year in advance because of its popularity and has an average of 5,500 guests per summer. Sitting at 7,800 feet of elevation, Reid Ranch is truly God's country. Visitors can still experience seeing deer, moose, elk, bears, beavers, porcupines, mountain lions, and even skunks. Reid Ranch Resort will continue to be a pristine western location to enjoy now and in the future. The Reids love the area, and they hope those who come will sense its beauty as they see it.

The Story Behind the ME Brand

Mervin and Ethna Reid purchased half a dozen cows when they first acquired the ranch. They needed to create a brand to put on their cattle, so they decided to use "ME" after the first letters of their names. They also added a curved line to the top and called it the Swingin' ME brand. It has been a well-used logo for the ranch ever since.



Telephone Numbers and Website

To contact the Reid Ranch Resort main office in Salt Lake City, Utah, for general information or reservations, call:

Local: (801) 486-5083

Outside of state: 1-800-468-3274

General information and photos can be accessed on our website, www.reidranch.com.

Directions to Reid Ranch Resort

A high-clearance vehicle is recommended, such as a truck, SUV, or mini-van. From Fruitland, UT, to the ranch, there are 11 miles on a dirt road.

If using a smart phone GPS for directions, make sure the GPS is taking you through Heber City when coming from Salt Lake City or Provo and by way of Fruitland, UT. We recommend guests study the maps below, as it is the most direct way to reach the ranch.

Please refer to the detailed directions below and the maps on the following page.

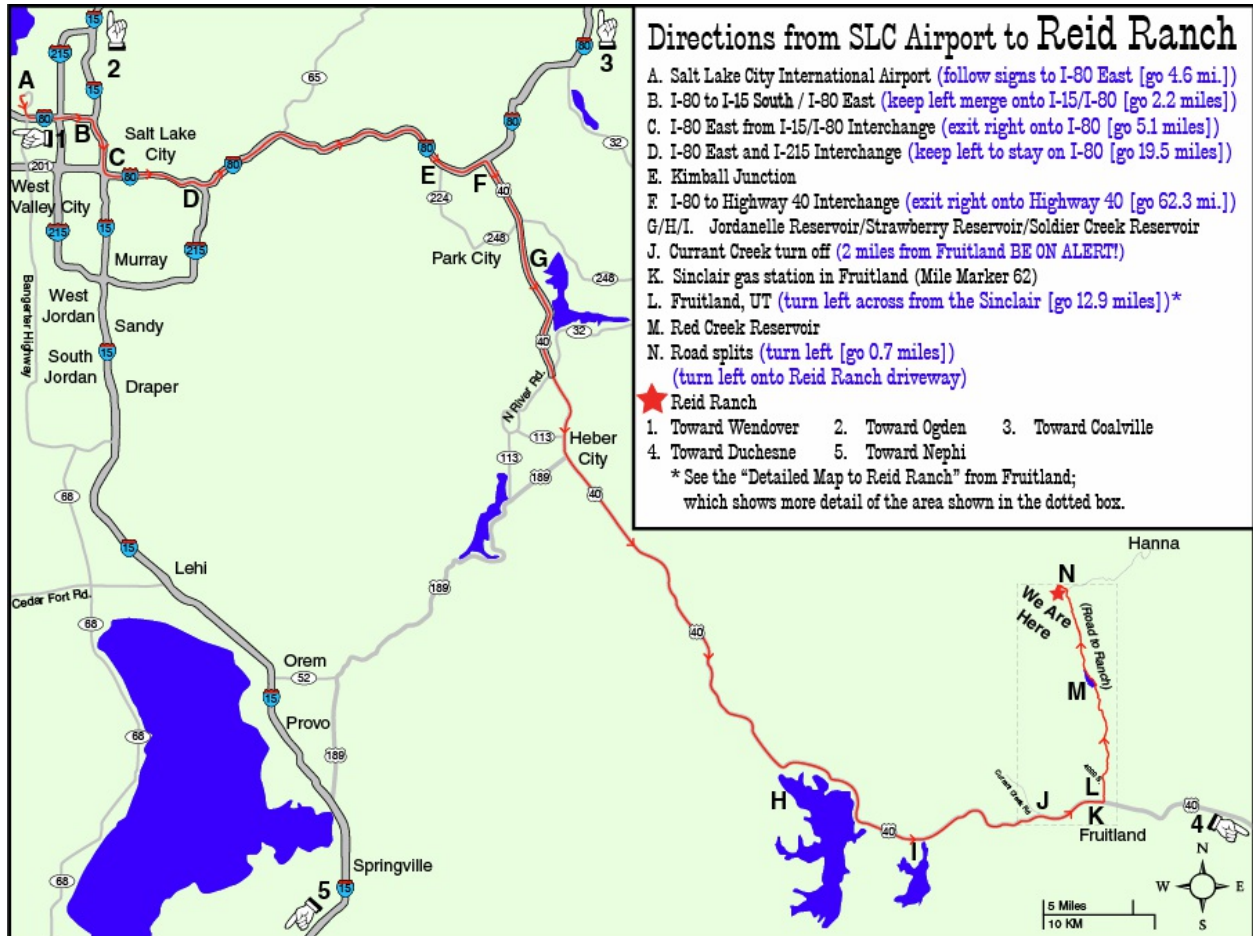
Large Area Map Notes:

- A. Salt Lake City International Airport
- B. I-80 to I-15 South/I-80 East
- C. I-80 East from the I-15/I-80 Interchange
- D. I-80 East and I-215 Interchange
- E. Kimball Junction
- F. I-80 to Highway 40 Interchange
- G. Jordanelle Reservoir
- H. Strawberry Reservoir
- I. Soldier Creek Reservoir
- J. Currant Creek (2 miles from Fruitland)
BE ON ALERT!
- K/L. Sinclair gas station in Fruitland, UT
(at Mile Marker 62)
- M. Red Creek Reservoir
- N. Road splits
- ★. Reid Ranch Resort

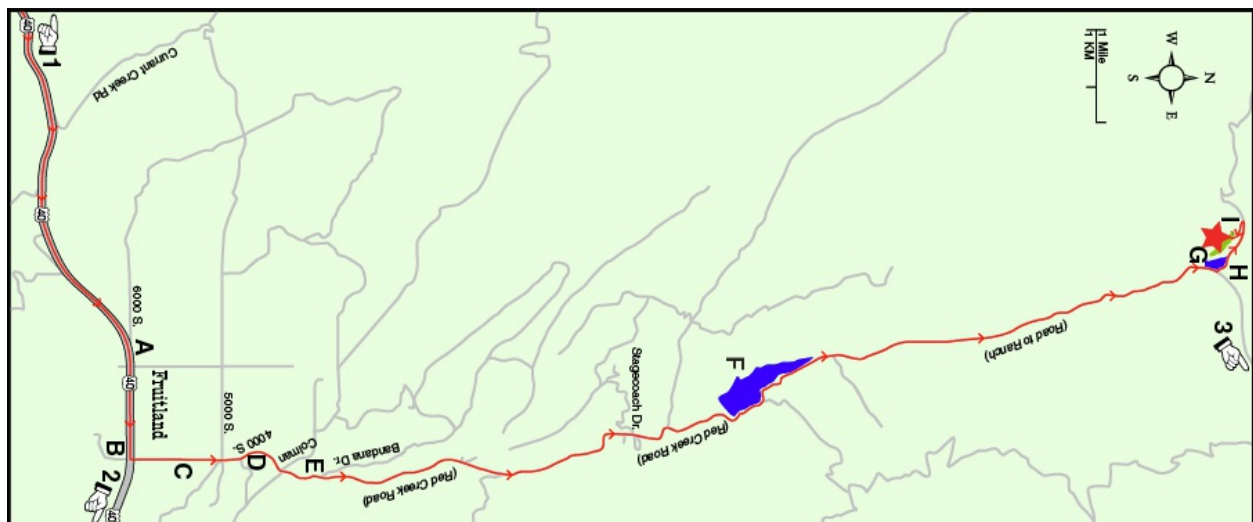
Small Area Map Notes:

- A. The Church of Jesus Christ of Latter-day Saints building
- B. Sinclair gas station in Fruitland (Mile Marker 62). Turn north, across from the gas station.
- C. 0.7 mi. Mountain Ranch Smokehouse
- D. The road sign says 4000 South (go left).
- E. 2.2 miles (start of dirt road)
- F. Red Creek Reservoir
- G. 12.8 miles (Reid Ranch dam)
- H. 12.9 miles (split in the road)
- I. 13.6 miles (ranch driveway)
- ★. Reid Ranch

Map to Reid Ranch Resort from Salt Lake City (Airport)



Detailed Map to Reid Ranch from Fruitland



Online Forms to Fill Out Before Arrival

Online Waiver

An e-mail from SmartWaiver will be sent to the main leader of a reserved group 30 days prior to arrival. This main leader will become the *Event Manager* and be in charge of making sure all members fill out the online form. If you don't see this email, search your inbox and other folders.

Once the main leader follows the e-mail instructions, they will see a waiver link that they'll need to send to all group members. As the *Event Manager*, they will be able to see who has turned in the waiver and who still needs to. All members of the group need to submit this waiver **BEFORE** they arrive at the ranch.

Please note that anyone younger than 18 will need a parent to sign their waiver electronically. Those groups with families will be able to put one adult and all minors in the family on one waiver form. All other adults need to fill out their waiver separately.

Guest Roster

This form needs to have the names of every guest who will be staying in the group. It is to be filled out online at least **one week** before arrival. A staff member will match this roster with the names on the online waiver forms during orientation. Wristbands will then be given to those that are on the roster. (This form can be found under *Online Forms* on the main page of our website.)

Dietary Form

Fill out this form at least **two weeks** before arrival if any guest has special dietary needs. For information on what needs we can accommodate, please look in the Food section of our FAQ page on our website. (This form can be found under *Online Forms* on the main page of our website.)

Check-In

We desire all guests to arrive by 11:30 a.m. for lodging or 11:00 a.m. for camping.

Arrival

Upon arriving, guests will be greeted at the guardhouse. Once guests have parked in their group's designated parking area, they will be asked to gather for an orientation.

Orientation

During orientation, guests will be introduced to Reid Ranch. They will be told where venues are located and about certain policies to abide by so everyone can have a safe and fun experience.

The orientation is mandatory for all guests and is usually given before their group's lunch time, unless unforeseen circumstances occur. If part of a group can't arrive by 11:30 a.m., then it is the responsibility of the group leader to orient them.

Wristbands

Guests who have filled out the online waiver will receive a wristband, which must be worn throughout their stay. These wristbands allow each person to stay on the ranch and to enjoy all of the activities and meals.

Resort Layout

Please refer to this layout to locate all venues, eating areas, and lodging facilities at the ranch.



Rotation Schedule

A rotation schedule will be sent to each group 30 days prior to arrival at the ranch and after final payment has been received. This schedule gives set times for activities such as horseback riding, lakefront activities, mountain biking, miniature golf, 9-hole putting green, ropes course, archery, and swimming pool opportunities. It also explains when each group can use the soccer field, sand volleyball court, and sports court. A group will be assigned a certain time to go to the dining hall for meals as well. The rotation schedule will also include what location a group will have their fire pit each evening.

Reid Ranch Resort pre-makes these rotation schedules so each group can enjoy all activities individually and not feel the need to rush to activities before some other group gets there. While staying at the ranch, each group will need to inform the Trading Post how many people will be using their timeslots for horseback riding, mountain biking, and the lake. These activities are run by our staff, and they need to know how many individuals to expect.

Home Away from Home

Ranch Phone Numbers

Guests can use the phone services in the Swingin' ME Dining Hall, Trading Post, and lodges.
(THERE IS LIMITED PHONE SERVICE.)

The main phone number is 435-848-5776.

Wireless internet is minimal, but available for email or WiFi texting.

Lodging

Guests will find the room facilities large and comfortable, with clean sheets and towels as well as hair dryers, soap, and shampoo provided.

Camping

A designated area is set aside for groups who wish to camp either with their own tents or through Reid Ranch's Tent City. Camping bathrooms are provided close to these areas with flushed toilets and showers.

Environment

Reid Ranch Resort is environmentally committed to our beautiful mountaintop retreat. We encourage guests to help out by turning off lights and thermostats as they exit rooms, closing doors as they go through them, and throwing away all trash in garbage cans.

Recreational Activities

Reid Ranch Resort is a "cruise on land." Guests pay one price and get many activities to enjoy. These activities are provided at no additional cost.

- | | |
|--------------------|-----------------|
| • Horseback riding | • Ropes course |
| • Mountain biking | • Hiking trails |
| • Swimming pools | • Hot tub* |
| • Sand volleyball | • Saunas |
| • Soccer field | • Horseshoes |
| • Sports court | • Badminton |
| • Paddle boats | • Shuffleboard |
| • Putting green | • Canoes |
| • Miniature golf | • Kayaks |
| • Fire pits | • Archery |
| • 9 square | • Cornhole |

*Red Creek Lodge guests only

As part of the Reid Ranch Resort package, guests have access to all recreational equipment available on a “first come, first served” basis at the Trading Post.

Trading Post

Guests will need to check in at the Trading Post for horseback riding, mountain biking, and lakefront activities.

Guests can also check out sports equipment such as football, basketball, softball, soccer ball, tennis racket, shuffleboard, horseshoes, volleyball, frisbee, and archery equipment. (For the locations of all activities, please refer to the resort map on page 7.)

Pool and Sauna Times

All pools and saunas open at 9:00 a.m. and close at 9:00 p.m. Your group may use the pool assigned only during your assigned times.

Hot Tub

The hot tub opens at 9:00 a.m., and guests are in charge of putting the cover on it in the evening. (Red Creek Lodge guests only.)

Horseback Riding, Lakefront Activities, Mountain Biking, Miniature Golf, Putting Green, Ropes Course, and Archery Times

These activities are scheduled in the mornings and afternoons for your group.

Venues

The sports court, soccer field, and sand volleyball area are open from 9:00 a.m. to 10:00 p.m. Set times for these venues will be on the group’s rotation schedule.

Conference and Recreation Center

Guests can enjoy foosball, ping-pong, and other fun activities in our center during the day. In the evening, this center can be reserved by groups for a meeting place. Sign up for a time at the Trading Post.

Snacks and Souvenirs

Souvenir Shop and Snack House sell a variety of treats and souvenirs, such as candy, ice cream, Hawaiian shaved ice, drinks, hats, T-shirts, stuffed animals, postcards, jewelry, etc.

Swingin' ME Dining Hall

Meals are served each day in the Swingin' ME Dining Hall. Meal times are served on the hour or on the half hour, as stated on your group's rotation schedule.

Regular Hours:

Breakfast: 8:00–9:00 a.m. or
8:30–9:30 a.m.

Lunch: 12:00–1:00 p.m. or
12:30–1:30 p.m.

Dinner: 6:00–7:00 p.m. or
6:30–7:30 p.m.

(Times may vary depending on the number of guests being served.)

Sample menus are provided below to illustrate the types of meals served.

The actual meals served will vary.

Lunch: Hamburger, hot dogs, buns, chips, carrot and celery sticks, and assorted fruits

Dinner: Roasted brisket, baked beans, corn, corn bread, salad bar, and fruit cocktail

Breakfast: Scrambled eggs, bacon, toast, cold cereal, and hand fruit (apples and cut-up oranges)

Lunch: Fajitas chicken or beef, Mexican rice, tacos, chips, and salsa

Dinner: Chicken pesto, garlic mashed potatoes, green beans, mixed green salad, and rolls

Breakfast: Pancakes, scrambled eggs, sausage, and cold and hot cereal

Lunch: Chicken sandwich, potato salad, chips, and a cut-up fruit platter

Dinner: Pot roast, carrots, onions, potatoes, rolls, and salad bar

Breakfast: French toast, syrup, fruit, eggs, cold cereal, and a variety of cut-up fruit

Lunch: Hoagies assorted sandwiches, chips, whole fruit, and vegetables

Dinner: Tri-tip steak, baked potatoes, green beans, salad bar, and rolls

(Soft-serve ice cream is served at dinner.)

Safety Tips

The safety of our guests is our number-one priority. Please disseminate this safety information to group members.

- Observe all rules posted at pools and the hot tub. No lifeguards are on duty.
- Listen and follow directions from the archery range staff member.
- Helmets and vests must be worn while horseback riding. No trotting or running is allowed.
- A life jacket must be worn at all times while on the lake or dock.
- Throwing rocks is not allowed.
- Children must always be supervised by their parents or accompanying adults. Do not leave them unattended in any activity. Youth groups must be carefully supervised by their leaders and/or parents.

Smoking/Non-Smoking/Alcohol Policy/Firearms

There is no smoking in any of the facilities on ranch property. Designated areas can be provided. No alcoholic beverages are allowed. No guns, other firearms, or fireworks are allowed on ranch property.

Policies and Guidelines

The Reid family is thrilled you have chosen Reid Ranch Resort for your getaway. They want you to love and respect it as they do. Part of that is being respectful of the buildings and venues, as well as the wildlife and surroundings that make the ranch special.

As you enjoy your stay, please keep these guidelines and policies in mind:

- Do not move the furniture. Ask a staff member if needed.
- Do not sit or stand on tables.
- Wet swimsuits and towels can be put out to dry on pool fences or on racks in bathrooms. Do not put wet items on banisters or furniture.
- Return sports equipment to the Trading Post after use so others can have a turn.
- Towels are provided in lodging rooms. Housekeeping staff will exchange used towels with clean ones when requested. (Place any used towels on the bathroom floor.)
- Please refrain from eating food such as crackers, chips, or other crumbly food items in your rooms. Crumbs will attract unwanted critters. Close up all food items in a sealed container at night in lodging and camping areas.
- Please be energy-conscious. Turn off lights and turn down thermostats when leaving rooms.
- Please dispose of sanitary products in designated trash bins and not in toilets. We are a septic tank facility.

- Keep the ranch litter-free. Protect the environment.
- Towels and bedding, etc. belonging to the ranch are not to go home with guests.
- Pets are not allowed.
- No off-road vehicles, ATVs, or motorcycles may be ridden on ranch property as they disrupt the natural wildlife.
- Water balloons are not permitted because they can harm wild animals as well as our horses.

Medical Matters and Emergencies

Very Important! Please bring first-aid supplies and personnel knowledgeable enough to offer this service. Reid Ranch does not provide medical personnel.

For an emergency, call 911.

For non-emergency assistance, there is an IHC hospital in Heber City, 58 miles west of the Reid Ranch Resort.

Check-out and Departure

All groups need to check out at 10:30 a.m. and depart by 10:45 a.m.

A walkthrough by a staff member of the lodging or camping area is mandatory before any group departs.

Guests will be charged extra if they are not out of rooms by the set times.

Survey Form

The ranch survey form is available online at www.reidranch.com/survey.html.

These surveys help us continue to improve our hospitality and activities for the future enjoyment of our guests.